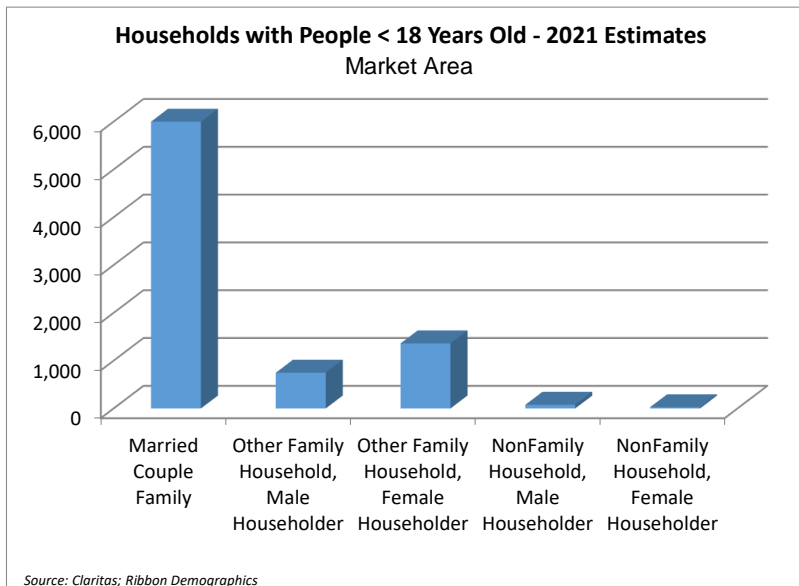
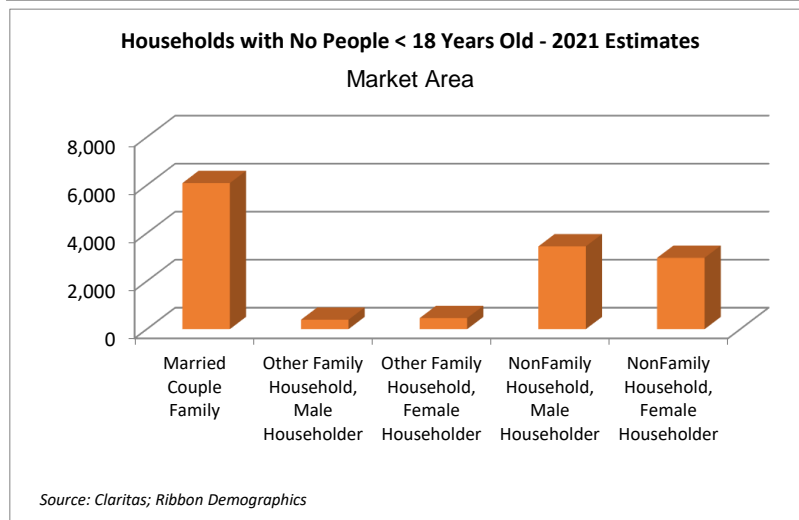


Households by Presence of People < 18 Years Old		
Current Year Estimates - 2021		
Market Area		
Household Type	Number	Percent
With People < 18 Years Old:		
Married Couple Family	8,212	38.1%
Other Family Household, Male Householder	748	3.5%
Other Family Household, Female Householder	1,361	6.3%
NonFamily Household, Male Householder	77	0.4%
NonFamily Household, Female Householder	26	0.1%
No People < 18 Years Old:		
Married Couple Family	13,362	61.9%
Other Family Household, Male Householder	6,087	28.2%
Other Family Household, Female Householder	393	1.8%
NonFamily Household, Male Householder	461	2.1%
NonFamily Household, Female Householder	3,450	16.0%
Total:	21,574	100.0%

Source: Claritas; Ribbon Demographics



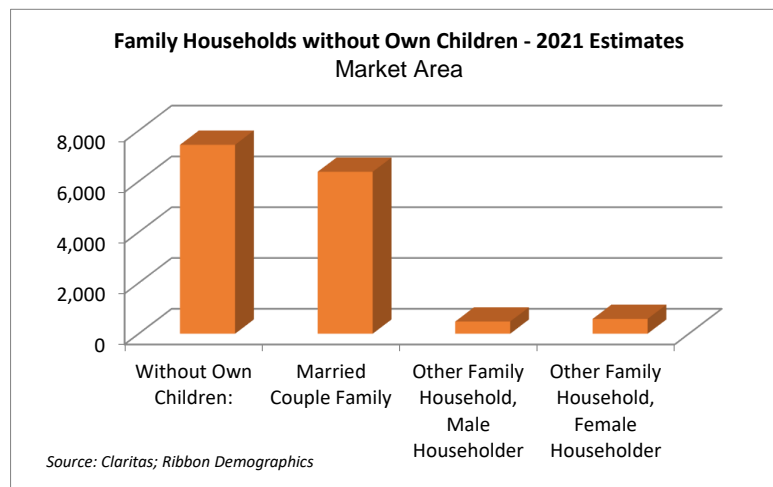
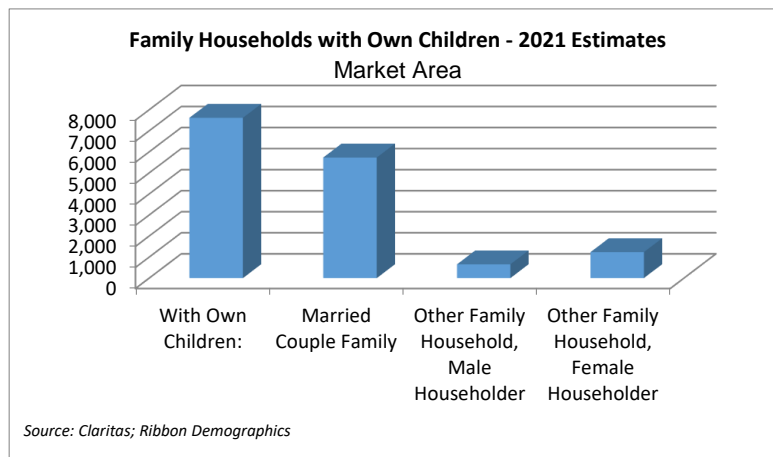
Source: Claritas; Ribbon Demographics



Source: Claritas; Ribbon Demographics

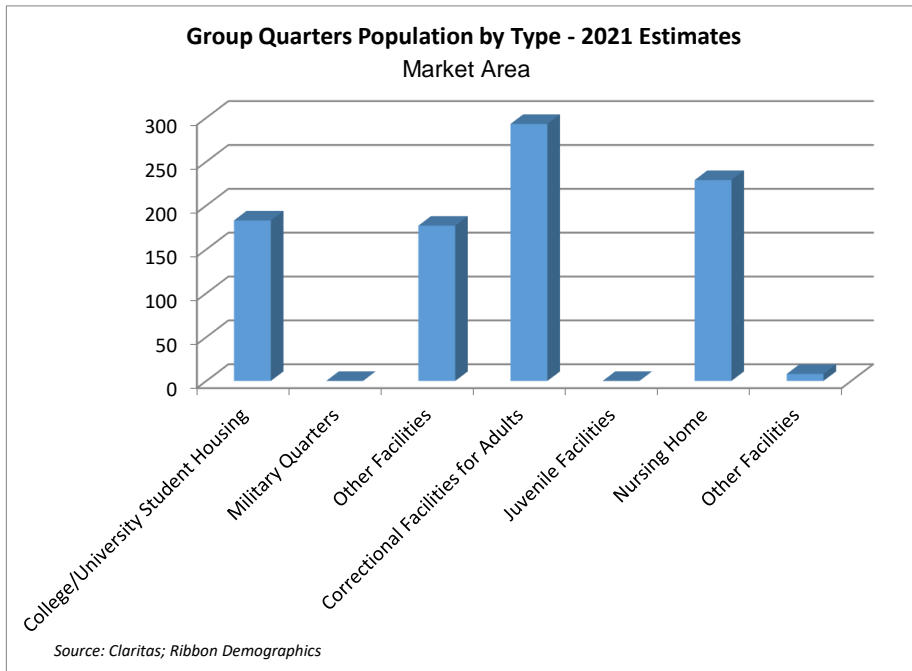
Family Households by Presence of Own Children			
Current Year Estimates - 2021			
Market Area			
Household Type	Number	Percent	
With Own Children:			
Married Couple Family			
	5,729	38.1%	
Other Family Household, Male Householder			
	654	4.3%	
Other Family Household, Female Householder			
	1,233	8.2%	
Without Own Children:			
Married Couple Family			
	6,376	42.4%	
Other Family Household, Male Householder			
	480	3.2%	
Other Family Household, Female Householder			
	583	3.9%	
Total:		15,055	100.0%

Source: Claritas; Ribbon Demographics



Group Quarters Population by Type Current Year Estimates - 2021		
Market Area		
Insitution Type	Number	Percent
Noninstitutional:		
College/University Student Housing	360	40.4%
Military Quarters	183	20.6%
Other Facilities	0	0.0%
Other Facilities	177	19.9%
Institutional:		
Correctional Facilities for Adults	530	59.6%
Juvenile Facilities	293	32.9%
Nursing Home	0	0.0%
Other Facilities	229	25.7%
Other Facilities	<u>8</u>	<u>0.9%</u>
Total:	890	100.0%

Source: Claritas; Ribbon Demographics



Families by Poverty Status Current Year Estimates - 2021		
Market Area		
	Number	Percent
Families At or Above Poverty	14,193	94.3%
Families At or Above Poverty, With Children	6,570	91.8%
Families Below Poverty	862	5.7%
Families Below Poverty, With Children	589	8.2%
Total Families:	15,055	
Total Families, with Children:	7,159	

Source: Claritas; Ribbon Demographics

