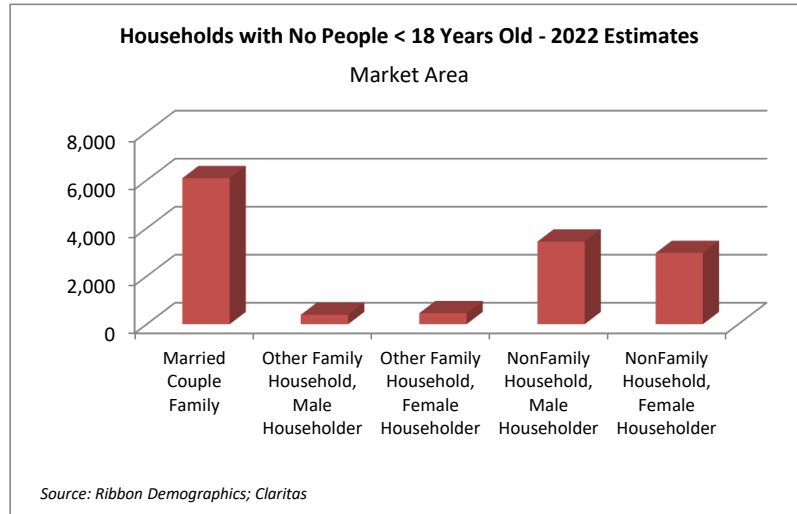
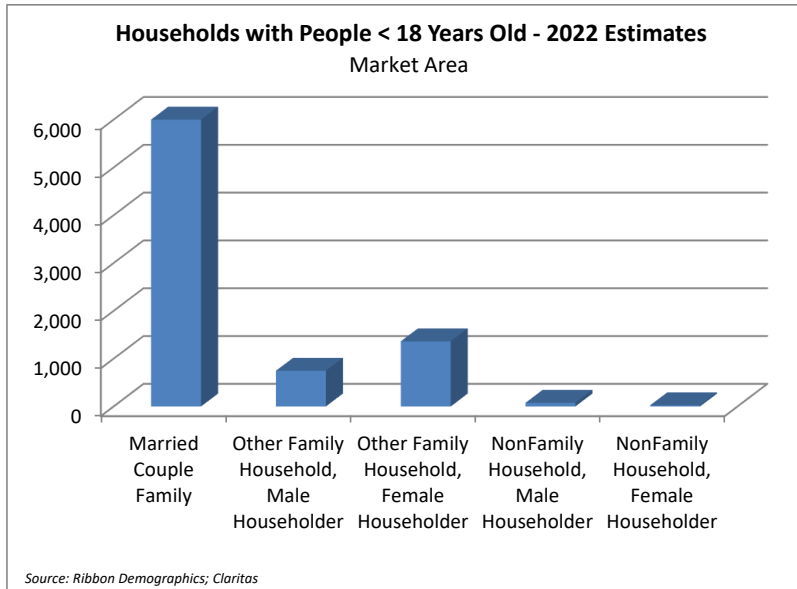


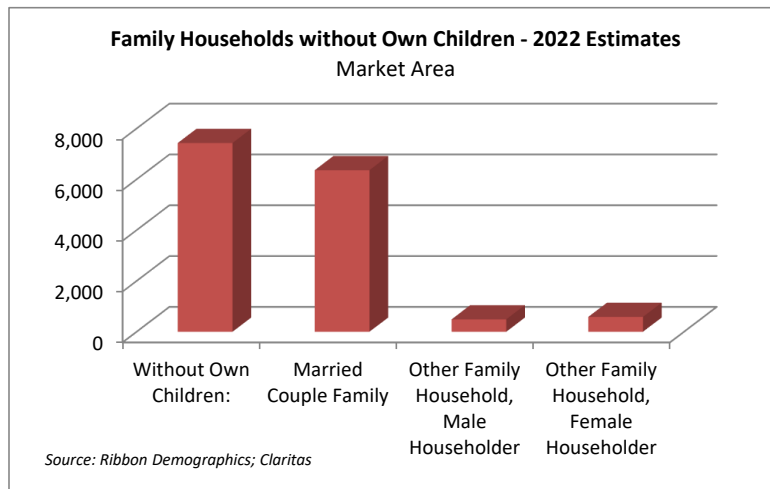
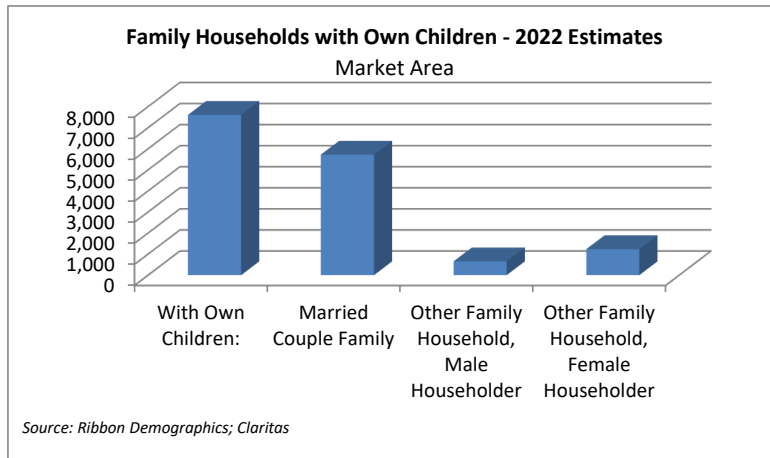
Households by Presence of People < 18 Years Old		
Current Year Estimates - 2022		
Market Area		
Household Type	Number	Percent
With People < 18 Years Old:		
	8,210	38.1%
Married Couple Family	6,000	27.8%
Other Family Household, Male Householder	747	3.5%
Other Family Household, Female Householder	1,362	6.3%
NonFamily Household, Male Householder	76	0.4%
NonFamily Household, Female Householder	25	0.1%
No People < 18 Years Old:		
	13,340	61.9%
Married Couple Family	6,084	28.2%
Other Family Household, Male Householder	391	1.8%
Other Family Household, Female Householder	458	2.1%
NonFamily Household, Male Householder	3,442	16.0%
NonFamily Household, Female Householder	<u>2,965</u>	<u>13.8%</u>
Total:	21,550	100.0%

Source: Ribbon Demographics; Claritas



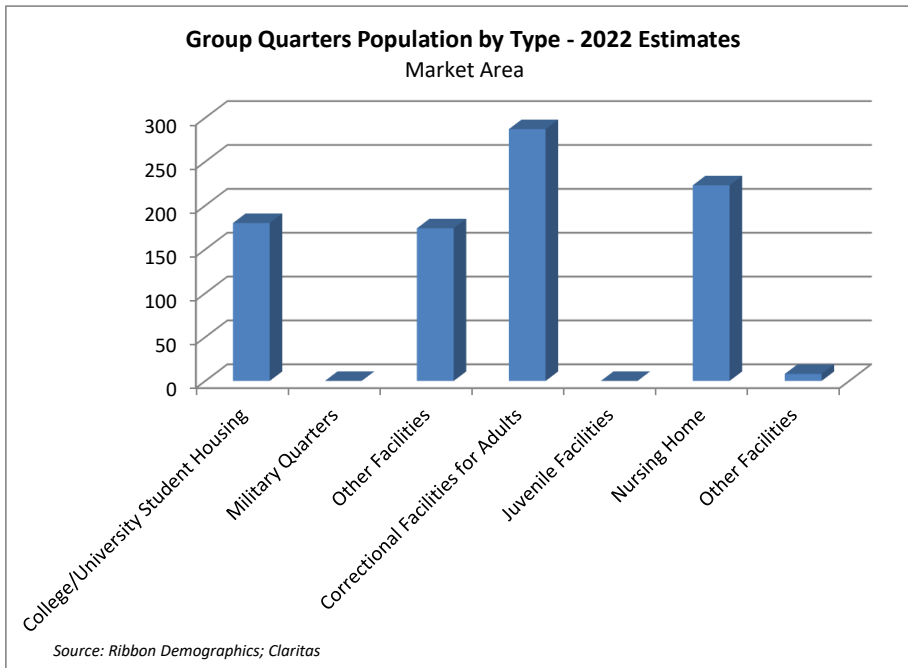
Family Households by Presence of Own Children Current Year Estimates - 2022		
Market Area		
Household Type	Number	Percent
With Own Children:		
Married Couple Family	7,608	50.6%
Other Family Household, Male Householder	656	4.4%
Other Family Household, Female Householder	1,234	8.2%
Without Own Children:		
Married Couple Family	7,429	49.4%
Other Family Household, Male Householder	487	3.2%
Other Family Household, Female Householder	584	3.9%
Total:	15,037	100.0%

Source: Ribbon Demographics; Claritas



Group Quarters Population by Type Current Year Estimates - 2022		
Market Area		
Insitution Type	Number	Percent
Noninstitutional:		
	354	40.6%
College/University Student Housing	180	20.6%
Military Quarters	0	0.0%
Other Facilities	174	20.0%
Institutional:		
	518	59.4%
Correctional Facilities for Adults	287	32.9%
Juvenile Facilities	0	0.0%
Nursing Home	223	25.6%
Other Facilities	<u>8</u>	<u>0.9%</u>
Total:	872	100.0%

Source: Ribbon Demographics; Claritas



Families by Poverty Status Current Year Estimates - 2022		
Market Area		
	Number	Percent
Families At or Above Poverty	14,093	93.7%
Families At or Above Poverty, With Children	6,467	90.4%
Families Below Poverty	944	6.3%
Families Below Poverty, With Children	683	9.6%
Total Families:	15,037	
Total Families, with Children:	7,150	

Source: Ribbon Demographics; Claritas

