

HOUSEHOLD DATA

Ribbon Demographics, LLC

© 2024 All rights reserved

www.ribbondata.com

Tel: 916-880-1644

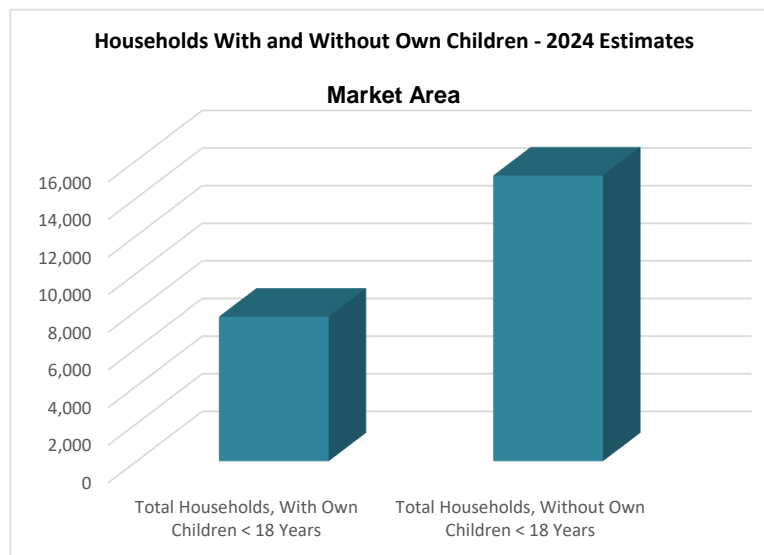
Market Area

Households by Type and Presence of Own Children Under 18 Years

Current Year Estimates - 2024

Household Type	Number	Percent of Total
Married Couples	13,456	58.8%
With Own Children < 18 Years	6,117	26.7%
Without Own Children < 18 Years	7,339	32.1%
Cohabiting Couples	984	4.3%
With Own Children < 18 Years	161	0.7%
Without Own Children < 18 Years	823	3.6%
Female Householder, No Spouse or Partner Present	4,990	21.8%
Living Alone	2,736	12.0%
With Own Children < 18 Years	984	4.3%
With Relatives, Without Own Children < 18 Years	956	4.2%
With Only Nonrelatives	314	1.4%
Male Householder, No Spouse or Partner Present	3,445	15.1%
Living Alone	2,088	9.1%
With Own Children < 18 Years	423	1.8%
With Relatives, Without Own Children < 18 Years	338	1.5%
With Only Nonrelatives	596	2.6%
All Households	22,875	100.0%
Total Households, With Own Children < 18 Years	7,685	33.6%
Total Households, Without Own Children < 18 Years	15,190	66.4%

Source: Ribbon Demographics; Claritas



GROUP QUARTERS DATA

Ribbon Demographics, LLC

© 2024 All rights reserved

www.ribbondata.com

Tel: 916-880-1644

Market Area

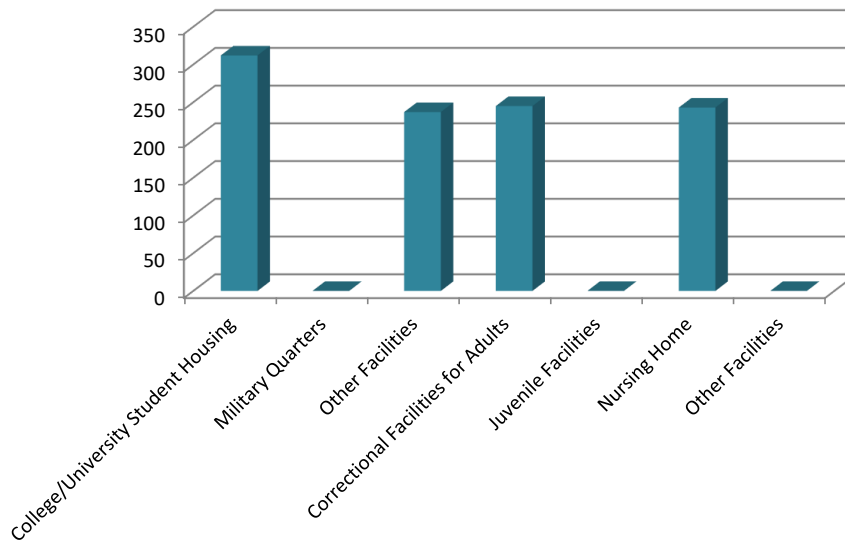
Group Quarters Population by Type

Current Year Estimates - 2024

Institution Type	Number	Percent
Noninstitutional:	549	52.9%
College/University Student Housing	312	30.1%
Military Quarters	0	0.0%
Other Facilities	237	22.9%
Institutional:	488	47.1%
Correctional Facilities for Adults	245	23.6%
Juvenile Facilities	0	0.0%
Nursing Home	243	23.4%
Other Facilities	0	0.0%
Total:	1,037	100.0%

#REF!

**Group Quarters Population by Type - 2024 Estimates
Market Area**



Source: Ribbon Demographics; Claritas

POVERTY DATA

© 2024 All rights reserved

Ribbon Demographics, LLC

www.ribbondata.com

Tel: 916-880-1644

Market Area

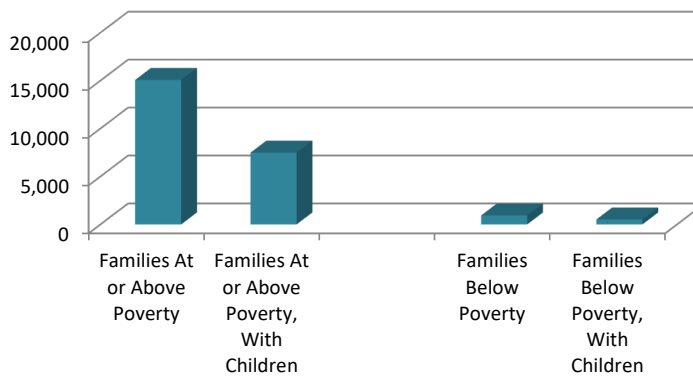
Families by Poverty Status

Current Year Estimates - 2024

	Number	Percent
Families At or Above Poverty	15,065	94.2%
Families At or Above Poverty, With Children	7,479	93.6%
Families Below Poverty	933	5.8%
Families Below Poverty, With Children	511	6.4%
Total Families:	15,998	
Total Families, with Children:	7,990	

#REF!

**Families by Poverty Status - 2024 Estimates
Market Area**



Source: Ribbon Demographics; Claritas